



Report on Student Outcomes and School Climate Saskatchewan Project Secondary Survey 2013 Bishop Lloyd Middle School Highlights

Your version of the **Tell Them From Me** student survey measures 40 indicators based on the most recent research on school and classroom effectiveness. This report provides highlights based on data from 394 students in this school that participated in the survey between 21 Mar. 2014 and 28 Mar. 2014. The number of students by grade level is:

- grade 7: 139
- grade 8: 116
- grade 9: 139

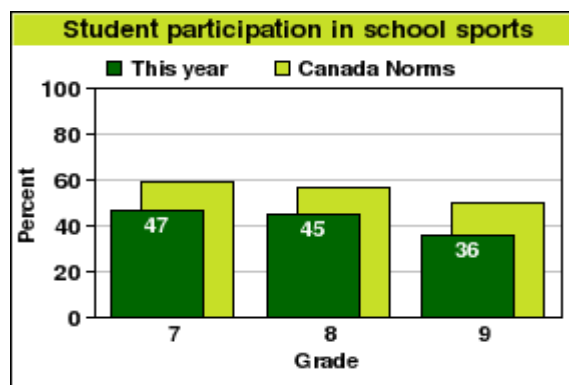
The bar charts show the results by grade for grades with at least 5 students. These are compared with Canada norms, which are based on last year's results for all students using the TTFM survey at the grade levels found in this school. For details on the survey see www.thelearningbar.com.

Social-Emotional Outcomes

Student participation in school sports

Students play sports with an instructor at school, other than in a gym class.

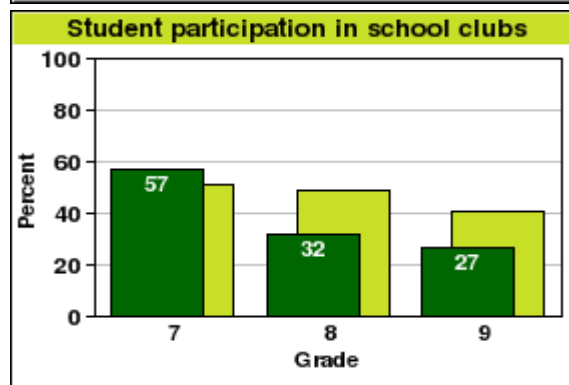
- 43% of students in this school had a high rate of Participation in Sports; the Canada norm for these grades is 55%.
- 34% of the girls and 50% of the boys in this school had a high rate of Participation in Sports. The Canada norm for girls is 53% and for boys is 58%.



Student participation in school clubs

Students take part in art, drama, or music groups; school clubs; or a school committee.

- 39% of students in this school had a high rate of Participation in Clubs; the Canada norm for these grades is 47%.
- 49% of the girls and 31% of the boys in this school had a high rate of Participation in Clubs. The Canada norm for girls is 52% and for boys is 41%.





Report on Student Outcomes and School Climate

Saskatchewan Project Secondary Survey 2013

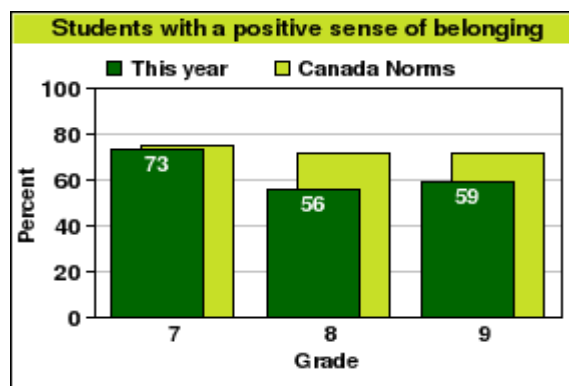
Bishop Lloyd Middle School Highlights

Social-Emotional Outcomes

Students with a positive sense of belonging

Students feel accepted and valued by their peers and by others at their school.

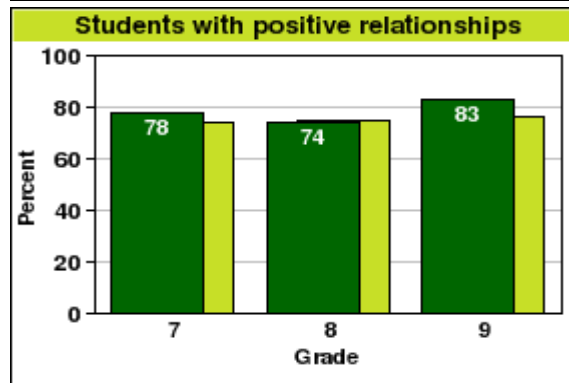
- 63% of students in this school had a high sense of belonging; the Canada norm for these grades is 73%.
- 51% of the girls and 74% of the boys in this school had a high sense of belonging. The Canada norm for girls is 73% and for boys is 73%.



Students with positive relationships

Students have friends at school they can trust and who encourage them to make positive choices.

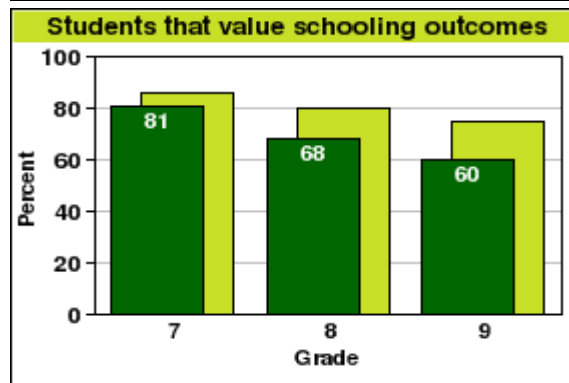
- In this school, 78% of students had positive relationships; the Canada norm for these grades is 75%.
- 78% of the girls and 79% of the boys in this school had positive relationships. The Canada norm for girls is 81% and for boys is 69%.



Students that value schooling outcomes

Students believe that education will benefit them personally and economically, and will have a strong bearing on their future.

- 70% of students in this school valued School Outcomes; the Canada norm for these grades is 80%.
- 73% of the girls and 67% of the boys in this school valued School Outcomes. The Canada norm for girls is 82% and for boys is 78%.





Report on Student Outcomes and School Climate

Saskatchewan Project Secondary Survey 2013

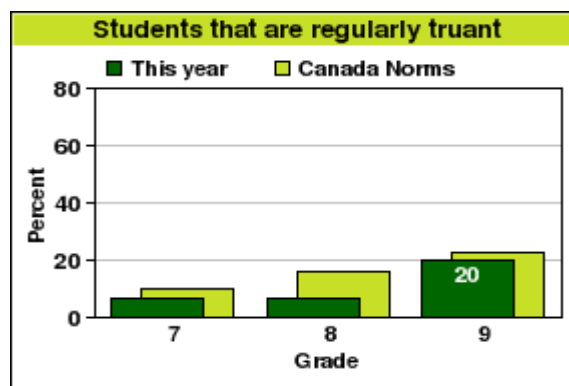
Bishop Lloyd Middle School Highlights

Social-Emotional Outcomes

Students that are regularly truant

Students skip classes or miss days at school without a reason, or arrive late for school or classes.

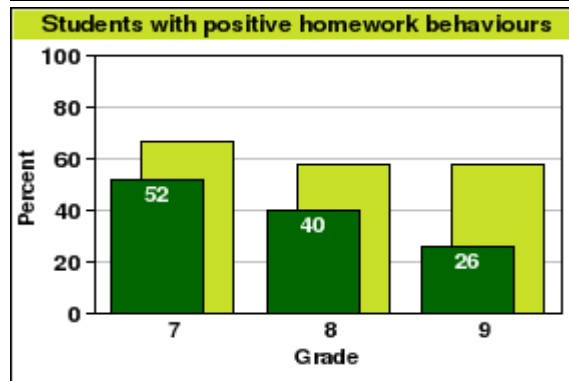
- In this school, the Student Truancy Rate was 12%; the Canada norm for these grades is 16%
- In this school, the Truancy Rate for girls was 10% and for boys, 13%. The Canada norm for girls is 14% and for boys is 18%.



Students with positive homework behaviours

Students do homework for their classes with a positive attitude and in a timely manner.

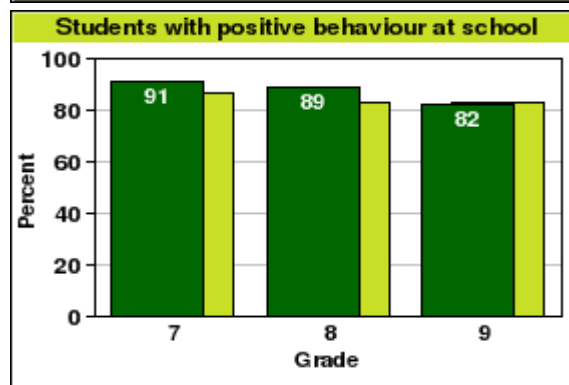
- In this school, 39% of students had positive homework behaviours; the Canada norm for these grades is 61%.
- 42% of the girls and 37% of the boys in this school had positive homework behaviours. The Canada norm for girls is 68% and for boys is 54%.



Students with positive behaviour at school

Students that do not get in trouble at school for disruptive or inappropriate behaviour.

- In this school, 87% of students had positive behaviour; the Canada norm for these grades is 85%.
- 95% of the girls and 80% of the boys in this school with positive student behaviour at school. The Canada norm for girls is 90% and for boys is 79%.





Report on Student Outcomes and School Climate

Saskatchewan Project Secondary Survey 2013

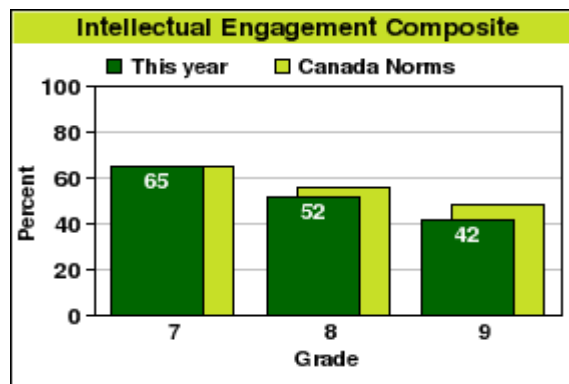
Bishop Lloyd Middle School Highlights

Social-Emotional Outcomes

Intellectual Engagement Composite

Students are intellectually engaged and find learning interesting, enjoyable, and relevant.

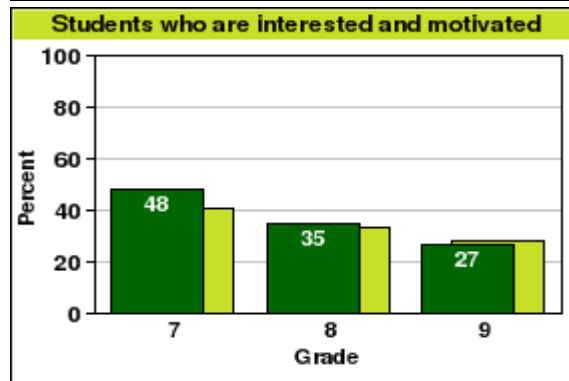
- 53% of students in this school are intellectually engaged. The Canada norm for these grade levels is 56%.
- 48% of the girls and 57% of the boys in this school were intellectually engaged. The Canada norm for girls is 57% and for boys is 56%.



Students who are interested and motivated

Students are interested and motivated in their learning.

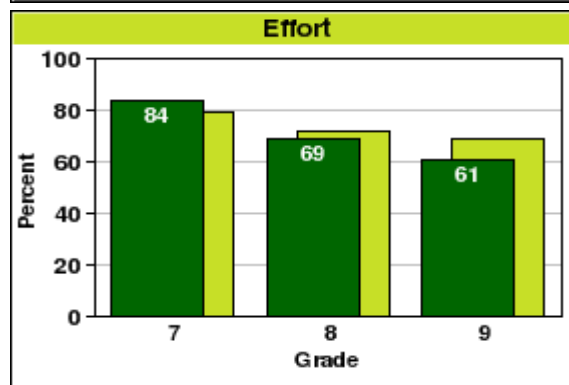
- 37% of students in this school were interested and motivated; the Canada norm for these grades is 34%.
- 28% of the girls and 44% of the boys in this school were interested and motivated. The Canada norm for girls is 34% and for boys is 35%.



Effort

Students try hard to succeed in their learning.

- 71% of students in this school tried hard to succeed; the Canada norm for these grades is 73%.
- 71% of the girls and 72% of the boys in this school tried hard to succeed. The Canada norm for girls is 75% and for boys is 72%.

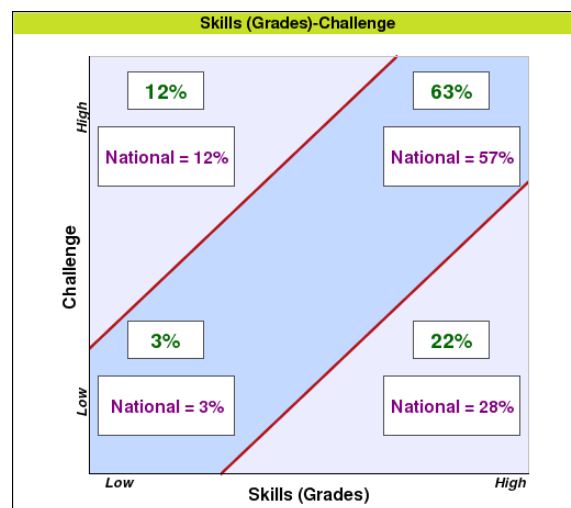


Social-Emotional Outcomes

Skills (Grades)-Challenge

Students feel challenged in their language arts, math and science classes and feel confident of their skills in these subjects.

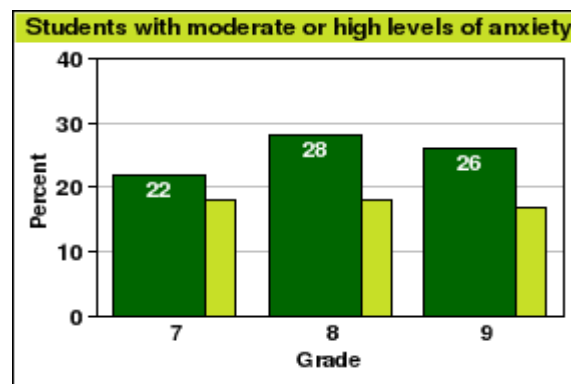
- 63% of students in the school had scores that placed them in the desirable quadrant with high skills and high challenge. The Canada norm for these grades is 57%.
- 22% of students were confident of their skills but did not find classes challenging. The Canada norm for these grades is 28%.
- 12% of students were not confident of their skills and found language arts, math or science challenging. The Canada norm for this category is 12%.
- 3% of students lacked confidence in their skills and did not feel they were challenged. The Canada norm for this category is 3%.



Students with moderate or high levels of anxiety

Students have intense feelings of fear, intense anxiety, or worry about particular events or social situations.

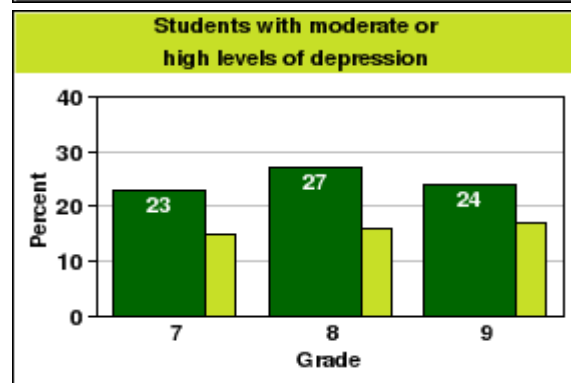
- 25% of students in this school had moderate to high levels of Anxiety; the Canada norm for these grades is 18%.
- 36% of the girls and 15% of the boys in this school had moderate to high levels of Anxiety. The Canada norm for girls is 22% and for boys is 13%.



Students with moderate or high levels of depression

Students have prolonged periods when they feel sad, discouraged, and inadequate.

- 25% of students in this school had moderate to high levels of Depression; the Canada norm for these grades is 16%.
- 36% of the girls and 14% of the boys in this school had moderate to high levels of Depression. The Canada norm for girls is 19% and for boys is 13%.





Report on Student Outcomes and School Climate

Saskatchewan Project Secondary Survey 2013

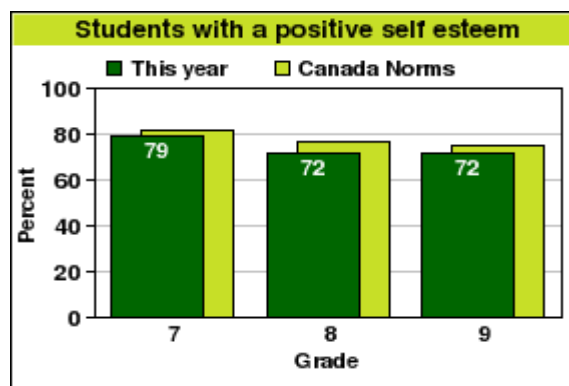
Bishop Lloyd Middle School Highlights

Social-Emotional Outcomes

Students with a positive self esteem

Students like and accept themselves, and are proud of their accomplishments.

- 75% of students in this school had high Self Esteem; the Canada norm for these grades is 78%.
- 64% of the girls and 84% of the boys in this school had high Self Esteem. The Canada norm for girls is 74% and for boys is 82%.



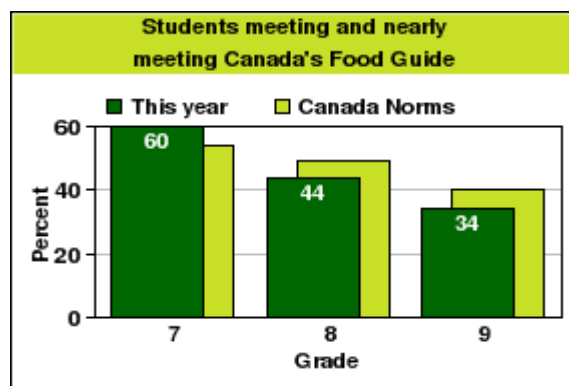


Physical Health Outcomes

Students meeting and nearly meeting Canada's Food Guide

The percentage of students that meet or nearly meet Canada's Food Guide.

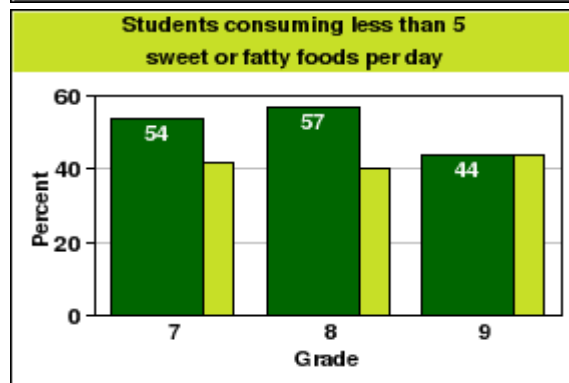
- 46% of students in this school met or nearly met Canada's Food Guide; the Canada norm for these grades is 47%.
- 45% of the girls and 47% of the boys in this school met or nearly met Canada's Food Guide. The Canada norm for girls is 47% and for boys is 48%.



Students consuming less than 5 sweet or fatty foods per day

The percentage of students that consume less than 5 sweet or fatty foods per day.

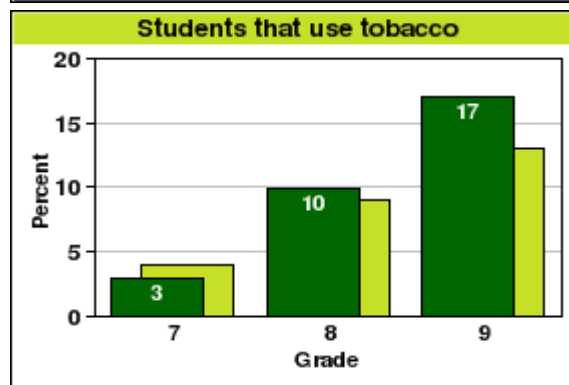
- 51% of students in this school consumed less than 5 sweet or fatty foods per day; the Canada norm for these grades is 42%.
- 59% of the girls and 44% of the boys in this school consumed less than 5 sweet or fatty foods per day. The Canada norm for girls is 49% and for boys is 34%.



Students that use tobacco

The percentage of students that use tobacco occasionally or at least once every day.

- 10% of students in this school indicated they were Occasional or Regular Tobacco Users; the Canada norm for these grades is 9%.
- 8% of the girls and 11% of the boys in this school were Occasional and Regular Tobacco Users. The Canada norm for girls is 8% and for boys is 10%.





Report on Student Outcomes and School Climate

Saskatchewan Project Secondary Survey 2013

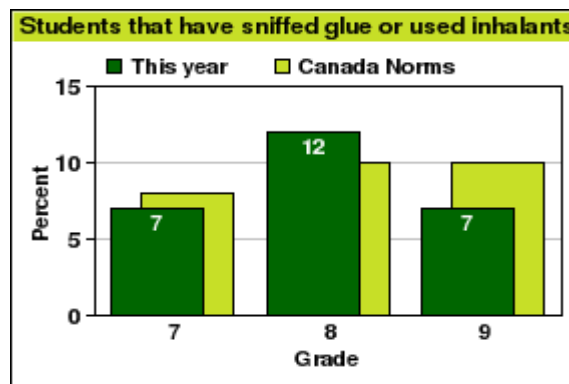
Bishop Lloyd Middle School Highlights

Physical Health Outcomes

Students that have sniffed glue or used inhalants

The percentage of students that have sniffed glue or used inhalants.

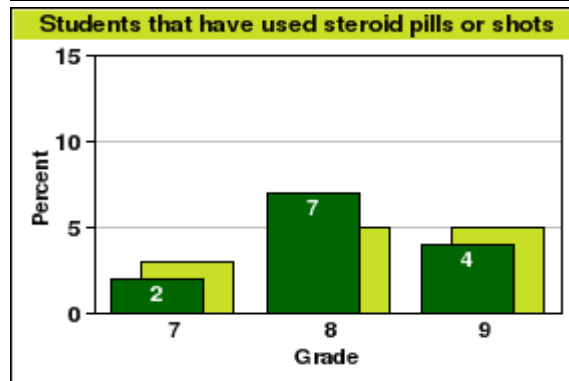
- 9% of students in this school indicated they have sniffed glue or used inhalants; the Canada norm for these grades is 9%.
- 9% of the girls and 8% of the boys in this school have sniffed glue or used inhalants. The Canada norm for girls is 8% and for boys is 10%.



Students that have used steroid pills or shots

The percentage of students that have used steroid pills or shots.

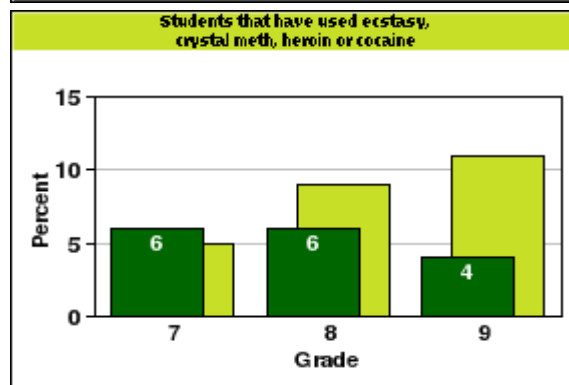
- 4% of students in this school indicated they have used steroid pills or shots; the Canada norm for these grades is 5%.
- 3% of the girls and 5% of the boys in this school have used steroid pills or shots. The Canada norm for girls is 3% and for boys is 6%.



Students that have used ecstasy, crystal meth, heroin or cocaine

The percentage of students that have used ecstasy, crystal meth, heroin or cocaine.

- 6% of students in this school indicated they have used ecstasy, crystal meth, heroin or cocaine; the Canada norm for these grades is 8%.
- 3% of the girls and 8% of the boys in this school have used ecstasy, crystal meth, heroin or cocaine. The Canada norm for girls is 6% and for boys is 10%.





Report on Student Outcomes and School Climate

Saskatchewan Project Secondary Survey 2013

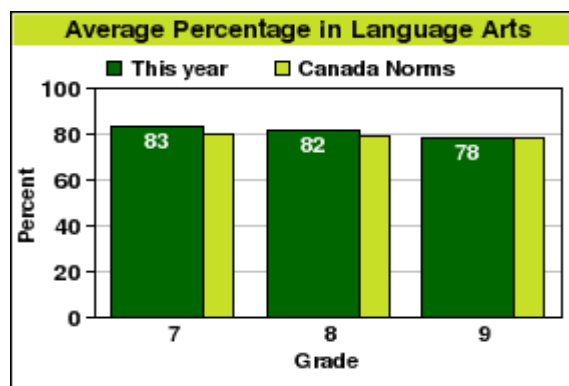
Bishop Lloyd Middle School Highlights

Academic Outcomes

Average Percentage in Language Arts

Students' overall marks in their current or most recent language arts class (e.g., English) were reported as a letter grade and converted to a percentage.

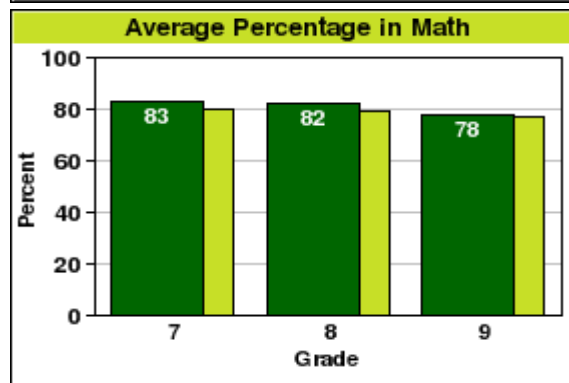
- In this school, students' average reported mark was 81%; the Canada norm for these grades is 79%.
- In this school, girls' average reported mark was 83% and boys' was 79%. The Canada norm for girls is 81% and for boys is 77%.



Average Percentage in Math

Students' overall marks in their current or most recent math class were reported as a letter grade and converted to a percentage.

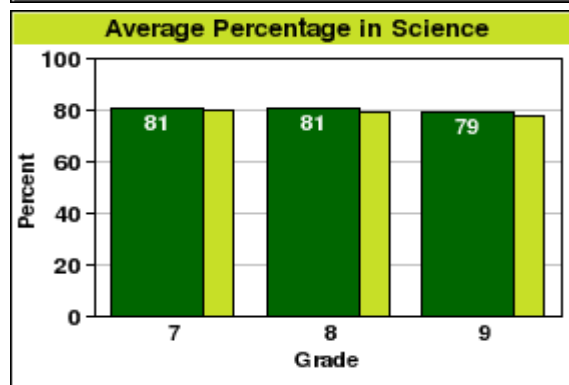
- In this school, students' average reported mark was 81%; the Canada norm for these grades is 79%.
- In this school, girls' average reported mark was 81% and boys' was 80%. The Canada norm for girls is 79% and for boys is 79%.



Average Percentage in Science

Students' overall marks in their current or most recent science class (e.g., general science, biology, chemistry, or physics) were reported as a letter grade and converted to a percentage.

- In this school, students' average reported mark was 80%; the Canada norm for these grades is 79%.
- In this school, girls' average reported mark was 80% and boys' was 80%. The Canada norm for girls is 80% and for boys is 78%.





Report on Student Outcomes and School Climate

Saskatchewan Project Secondary Survey 2013

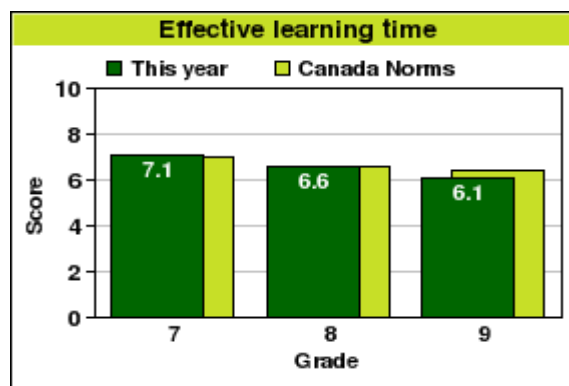
Bishop Lloyd Middle School Highlights

DRIVERS of Student Outcomes

Effective learning time

Important concepts are taught well, class time is used efficiently, and homework and evaluations support course objectives.

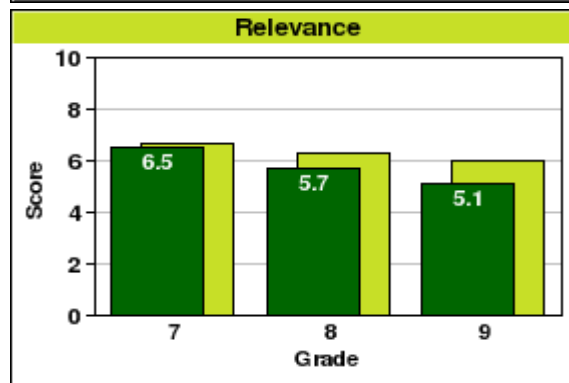
- In this school, students rated Effective Classroom Learning Time 6.6 out of 10; the Canada norm for these grades is 6.7.
- In this school, Effective Classroom Learning Time was rated 6.5 out of 10 by girls and 6.7 out of 10 by boys. The Canada norm for girls is 6.7 and for boys is 6.6.



Relevance

Students find classroom instruction relevant to their everyday lives.

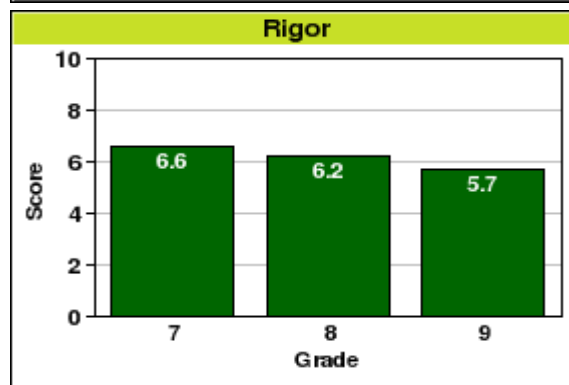
- In this school, students rated Relevance 5.8 out of 10; the Canada norm for these grades is 6.3.
- In this school, Relevance was rated 5.7 out of 10 by girls and 5.9 out of 10 by boys. The Canada norm for girls is 6.3 and for boys is 6.3.



Rigor

Students find the classroom instruction is well-organized, with a clear purpose, and with immediate and appropriate feedback that helps them learn.

- In this school, students rated Rigor 6.2 out of 10.
- In this school, Rigor was rated 6 out of 10 by girls and 6.4 out of 10 by boys.





Report on Student Outcomes and School Climate

Saskatchewan Project Secondary Survey 2013

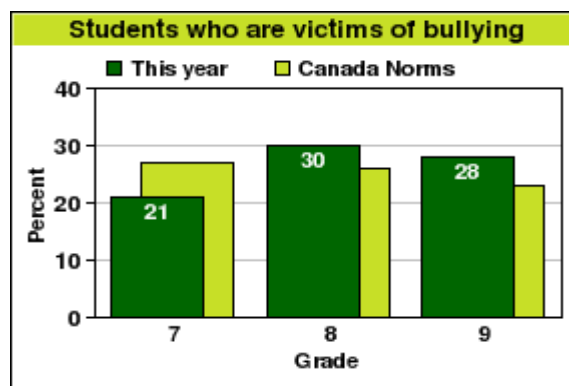
Bishop Lloyd Middle School Highlights

DRIVERS of Student Outcomes

Students who are victims of bullying

Students are subjected to physical, social, or verbal bullying, or are bullied over the Internet.

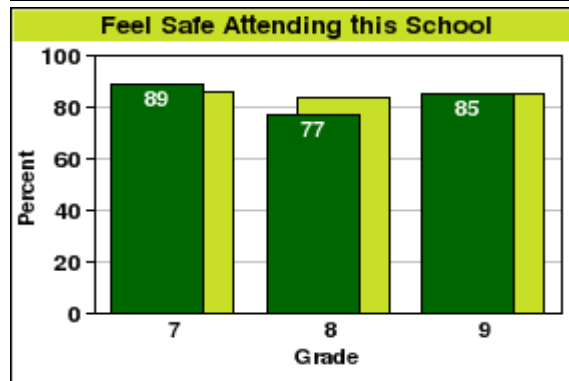
- 26% of students in this school were victims of moderate to severe Bullying in the previous month; the Canada norm for these grades is 25%.
- 30% of the girls and 23% of the boys in this school were victims of moderate to severe Bullying in the previous month. The Canada norm for girls is 24% and for boys is 27%.



Feel Safe Attending this School

Students feel safe at school as well as going to and from school.

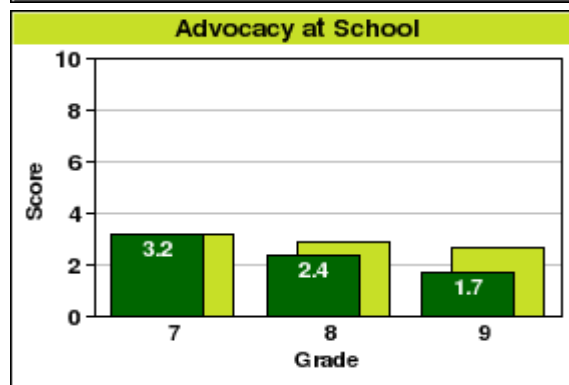
- 84% of students felt safe attending the school; the Canada norm for these grades is 85%.
- 82% of the girls and 85% of the boys felt safe attending the school. The Canada norm for girls is 87% and for boys is 83%.



Advocacy at School

Students feel they have someone at school who consistently provides encouragement and can be turned to for advice.

- In this school, students rated Advocacy at School 2.4 out of 10; the Canada norm for these grades is 2.9.
- In this school, Advocacy at School was rated 1.8 out of 10 by girls and 2.9 out of 10 by boys. The Canada norm for girls is 2.9 and for boys is 3.





Report on Student Outcomes and School Climate

Saskatchewan Project Secondary Survey 2013

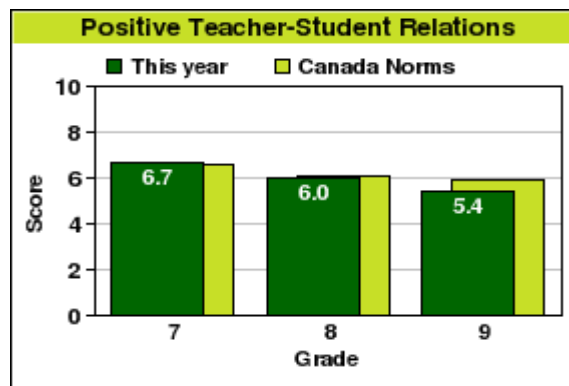
Bishop Lloyd Middle School Highlights

DRIVERS of Student Outcomes

Positive Teacher-Student Relations

Students feel teachers are responsive to their needs, and encourage independence with a democratic approach.

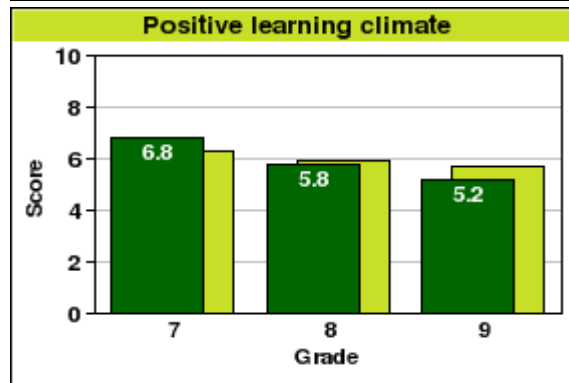
- In this school, Positive Teacher-Student Relations were rated 6.1 out of 10; the Canada norm for these grades is 6.2.
- In this school, Positive Teacher-Student Relations were rated 5.8 out of 10 by girls and 6.2 out of 10 by boys. The Canada norm for girls is 6.3 and for boys is 6.1.



Positive learning climate

There are clear rules and expectations for classroom behaviour. Students understand these and teachers maintain high expectations that they be followed.

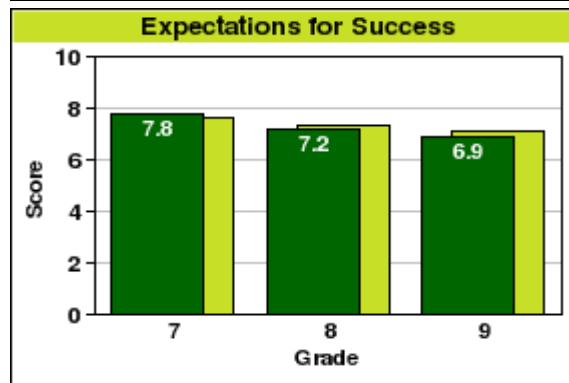
- In this school, students rated Disciplinary Climate of the Classroom 6 out of 10; the Canada norm for these grades is 6.
- In this school, Disciplinary Climate of the Classroom was rated 5.8 out of 10 by girls and 6.1 out of 10 by boys. The Canada norm for girls is 6 and for boys is 5.9.



Expectations for Success

The school staff emphasizes academic skills and hold high expectations for all students to succeed.

- In this school, students rated Teachers' Expectations for Academic Success 7.3 out of 10; the Canada norm for these grades is 7.3.
- In this school, Teachers' Expectations for Academic Success were rated 7.3 out of 10 by girls and 7.3 out of 10 by boys. The Canada norm for girls is 7.4 and for boys is 7.2.





Report on Student Outcomes and School Climate

Saskatchewan Project Secondary Survey 2013

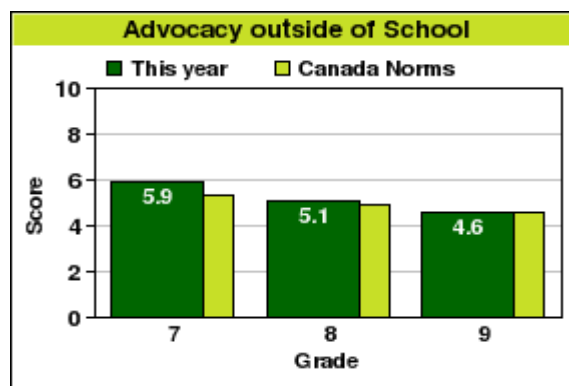
Bishop Lloyd Middle School Highlights

DRIVERS of Student Outcomes

Advocacy outside of School

Students feel they have someone at home or in their community who consistently provides encouragement and can be turned to for advice.

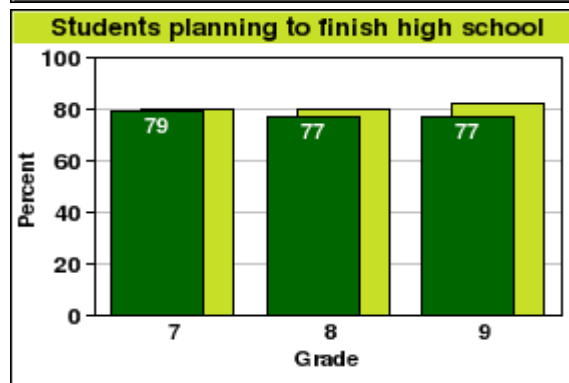
- In this school, students rated Advocacy outside School 5.2 out of 10; the Canada norm for these grades is 4.9.
- In this school, Advocacy outside School was rated 5 out of 10 by girls and 5.4 out of 10 by boys. The Canada norm for girls is 5 and for boys is 4.9.



Students planning to finish high school

Students plan to finish high school.

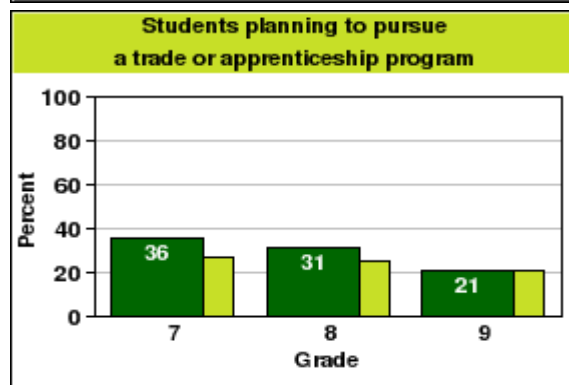
- 77% of students in this school had aspirations for finishing High School; the Canada norm for these grades is 80%.
- 81% of the girls and 74% of the boys in this school had aspirations for Finishing High School. The Canada norm for girls is 84% and for boys is 77%.



Students planning to pursue a trade or apprenticeship program

Students plan to finish high school, and afterwards pursue a trade or apprenticeship program.

- 29% of students in this school planned to pursue a trade or apprenticeship program; the Canada norm for these grades is 25%.
- 29% of the girls and 30% of the boys in this school planned to pursue a trade or apprenticeship program. The Canada norm for girls is 23% and for boys is 27%.





Report on Student Outcomes and School Climate

Saskatchewan Project Secondary Survey 2013

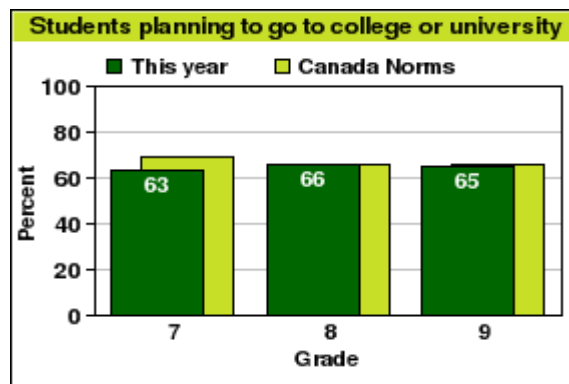
Bishop Lloyd Middle School Highlights

DRIVERS of Student Outcomes

Students planning to go to college or university

Students plan to pursue a post-secondary education.

- 65% of students in this school had aspirations for pursuing a post-secondary education; the Canada norm for these grades is 67%.
- 75% of the girls and 56% of the boys in this school had aspirations for Going to College or University. The Canada norm for girls is 73% and for boys is 61%.





Report on Student Outcomes and School Climate

Saskatchewan Project Secondary Survey 2013

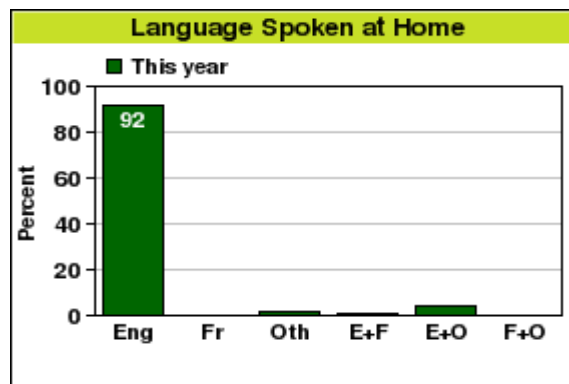
Bishop Lloyd Middle School Highlights

Demographic Factors

Language Spoken at Home

Students are asked to indicate the language they speak most often at home.

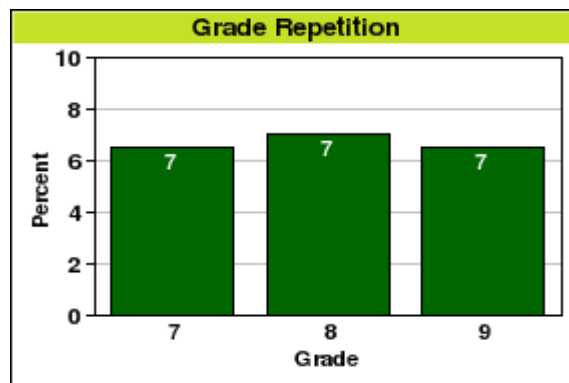
- 92% of students in this school speak English at home.
- 0% of students in this school speak French at home.
- 2% of students in this school speak other languages at home.
- 1% of students in this school speak English and French at home.
- 4% of students in this school speak English and another languages at home.
- 0% of students in this school speak French and another languages at home.



Grade Repetition

Students have repeated one or more grades at school since kindergarten.

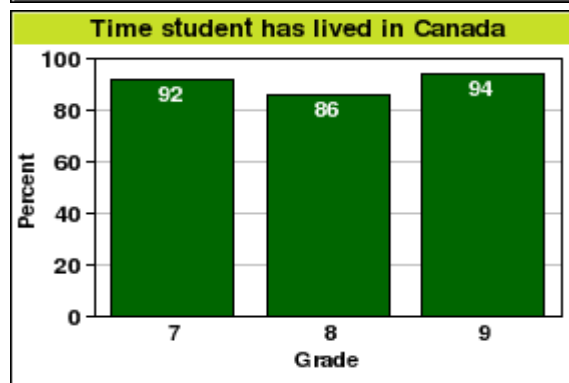
- 6.6% of students in this school have repeated a grade at school.
- 4.2% of the girls and 8.9% of the boys in this school have repeated a grade at school.



Time student has lived in Canada

Students were born in Canada.

- 91% of students in this school were born in Canada.
- 95% of the girls and 86% of the boys in this school were born in Canada.





Report on Student Outcomes and School Climate

Saskatchewan Project Secondary Survey 2013

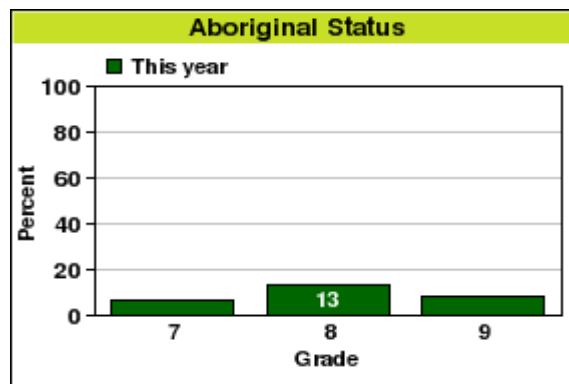
Bishop Lloyd Middle School Highlights

Demographic Factors

Aboriginal Status

Students are of Aboriginal origin, that is, First Nations, Métis, or Inuk.

- 9% of students in this school are of Aboriginal origin.
- 9% of the girls and 9% of the boys in this school are of Aboriginal origin.



Change School

Students have changed schools for reasons below.

- 38.4% of students in this school changed school because they moved.
- 10.6% of students in this school changed school to take advantage of a different program.
- 3.7% of students in this school changed school because they were expelled from their old school.

